

Signify Classified - Internal
Cooper Lighting Solutions Photometric Lab
1121 Highway 74 South
Peachtree City, GA 30269



Scaled data based on original data using
LM-79-08 Approved Method: Electrical and Photometric Measurements of Solid-
State Lighting Products

Test Report Prepared for
Cooper Lighting Solutions
(formerly Eaton)

Brand: STREETWORKS

Report Number: P879917

Luminaire Tested: **MEM2-HSN-VA-60-750-U-WT4**

Issue Date: 10/01/2024



Test Information

Test Method: LM-79-08
Report Number: P879917
Test Lab: INNOVATION CENTER(G3)
Issue Date: 10/01/2024
Manufacturer: COOPER LIGHTING SOLUTIONS (FORMERLY EATON)
Product Line: STREETWORKS
Catalog Number: MEM2-HSN-VA-60-750-U-WT4
Description: EPIC MODERN SHORT HOUSING 60W 70CRI 5000K VISUAL COMFORT FIXTURE w/
DRIVE LANE TYPE IV DISTRIBUTION OPTIC
Light Source: (1) 5000K CCT, 70 CRI LEDS
Ballast/Driver: ELECTRONIC DRIVER

Summary

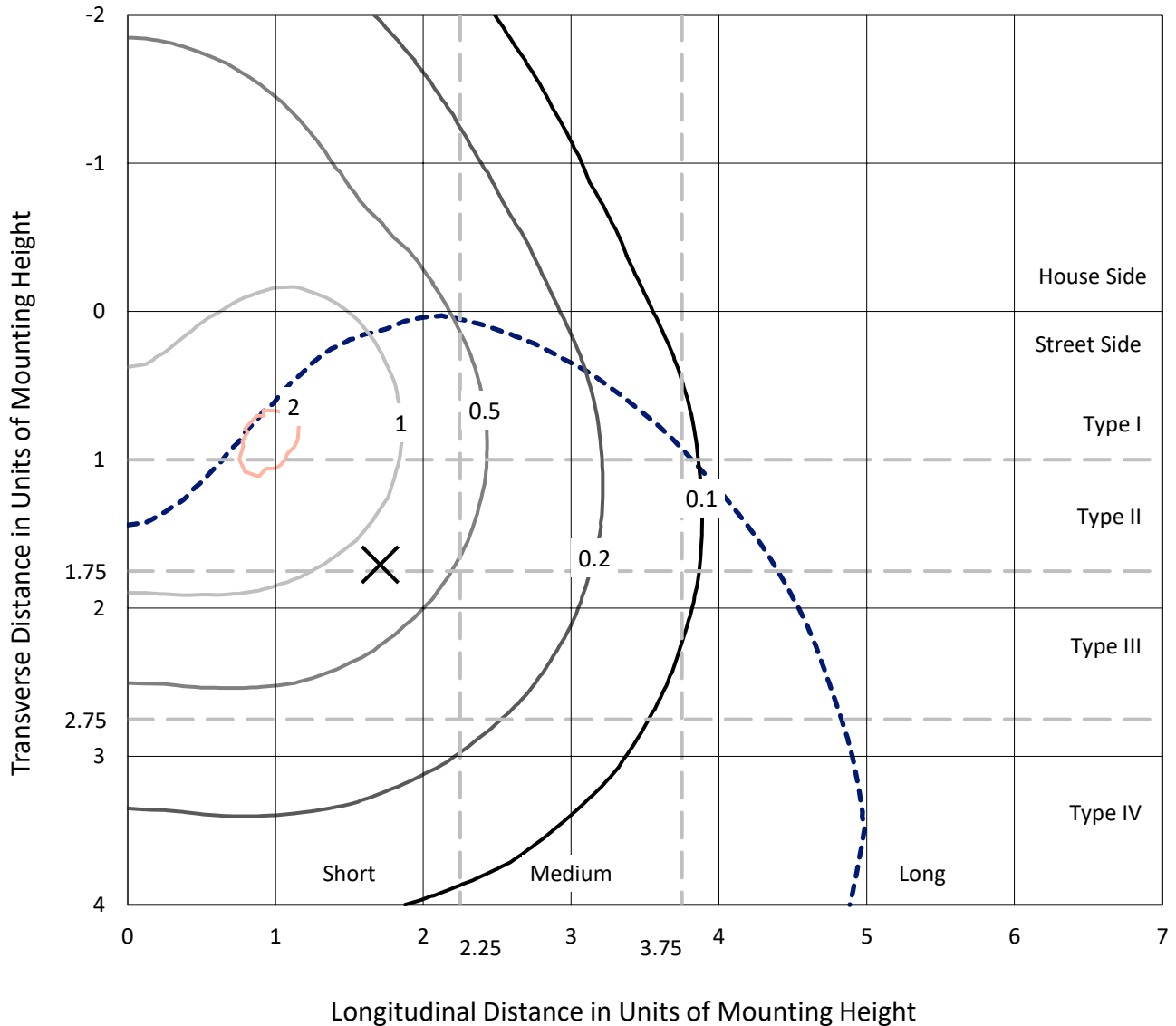
Lumens per Lamp: N/A
Luminaire Lumens: 6135.8 lumens
Efficiency: N/A
Efficacy: 104.0 lumens/watt
Luminous Opening: Circular (Dia: 1.12' x H: 0')
IES Classification: Type IV - Short
BUG Rating: B2 - U0 - G3

Input Watts (W): 59
Input Voltage (V): 120
Input Current (Ain): NR
Voltage Rise (V): NR
Power Factor: 0.99
Total Harmonic Distortion (THDi): 8%
Frequency (hertz): 60
Stabilization Time: NR
Operation Time: NR
Ambient Temperature (°C): NR
Test Distance: 24 FT

REPORT NUMBER: P879917
 CATALOG NUMBER: MEM2-HSN-VA-60-750-U-WT4

Iso-Footcandle Lines of Horizontal Illumination

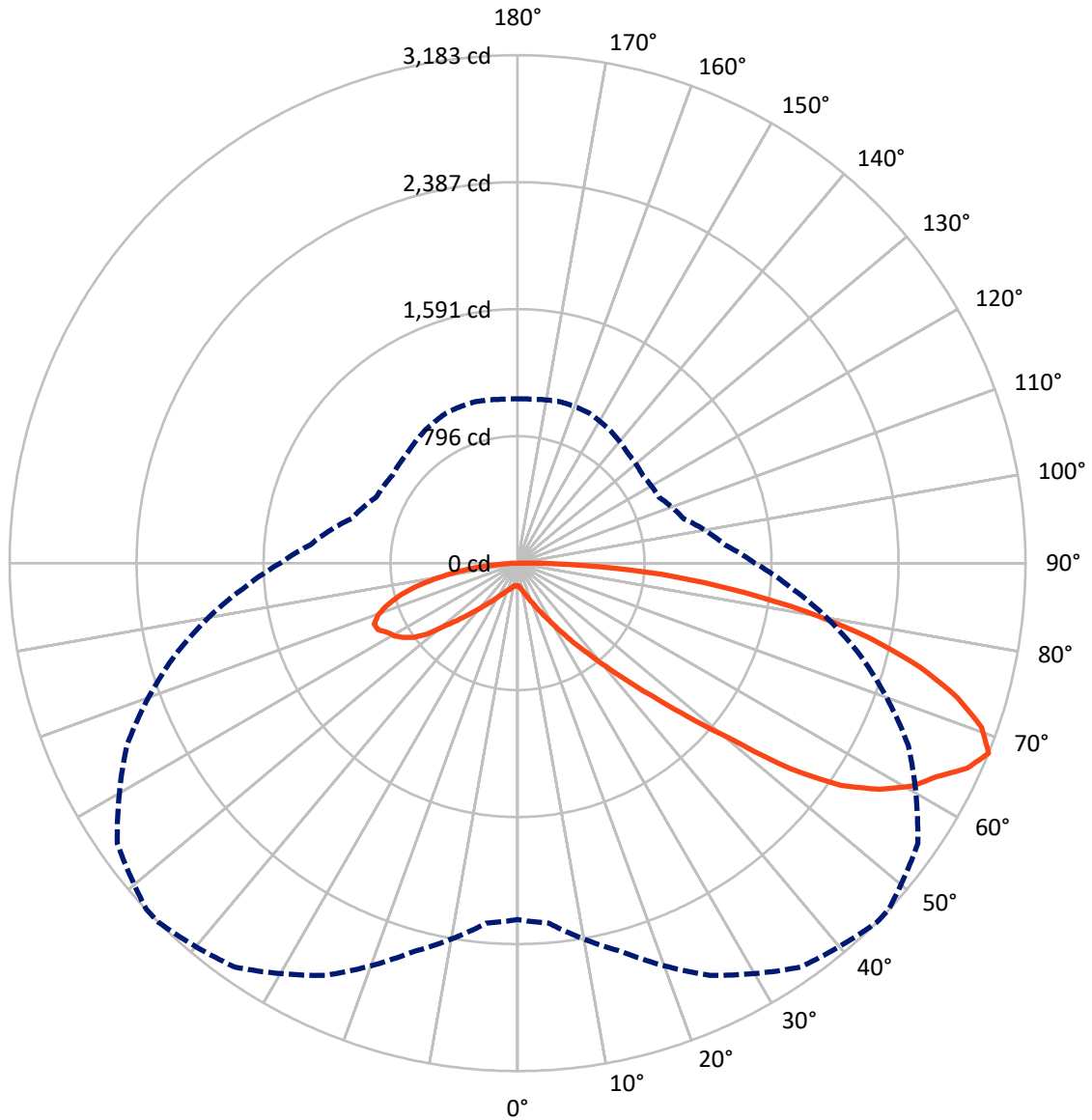
× Max cd
 - - - 1/2 Max cd



Based on 15 foot mounting height. Maximum calculated value = 2.1 fc
 Type IV - Short - N/A

REPORT NUMBER: P879917
CATALOG NUMBER: MEM2-HSN-VA-60-750-U-WT4

Luminous Intensity Polar Plot



— Vertical Plane Through 45-Deg Lateral - - - Horizontal Cone Through 67.5-Deg Vertical

REPORT NUMBER: P879917
 CATALOG NUMBER: MEM2-HSN-VA-60-750-U-WT4

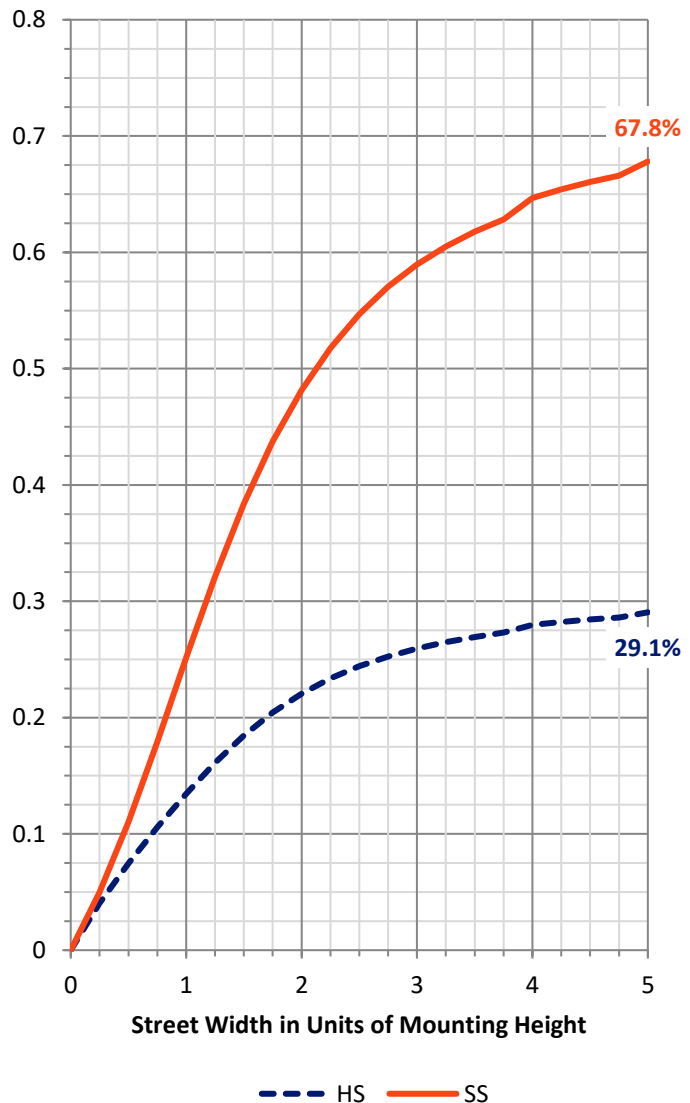
FLUX DISTRIBUTION:

		Downward	Upward	Total
House Side	Lumens	1818.4	0.0	1818.4
	% Fixture	29.6	0.0	29.6
Street Side	Lumens	4317.3	0.0	4317.3
	% Fixture	70.4	0.0	70.4
Total	Lumens	6135.8	0.0	6135.8
	% Fixture	100.0	0.0	100.0

Coefficient of Utilization

ZONAL LUMENS:

Zone	Lumens	% Fixture
0°-10°	14.5	0.2
10°-20°	54.6	0.9
20°-30°	128.6	2.1
30°-40°	282.0	4.6
40°-50°	614.0	10.0
50°-60°	1261.5	20.6
60°-70°	1777.3	29.0
70°-80°	1508.8	24.6
80°-90°	494.5	8.1
90°-100°	0.0	0.0
100°-110°	0.0	0.0
110°-120°	0.0	0.0
120°-130°	0.0	0.0
130°-140°	0.0	0.0
140°-150°	0.0	0.0
150°-160°	0.0	0.0
160°-170°	0.0	0.0
170°-180°	0.0	0.0
0°-90°	6135.8	100.0
0°-180°	6135.8	100.0



REPORT NUMBER: P879917

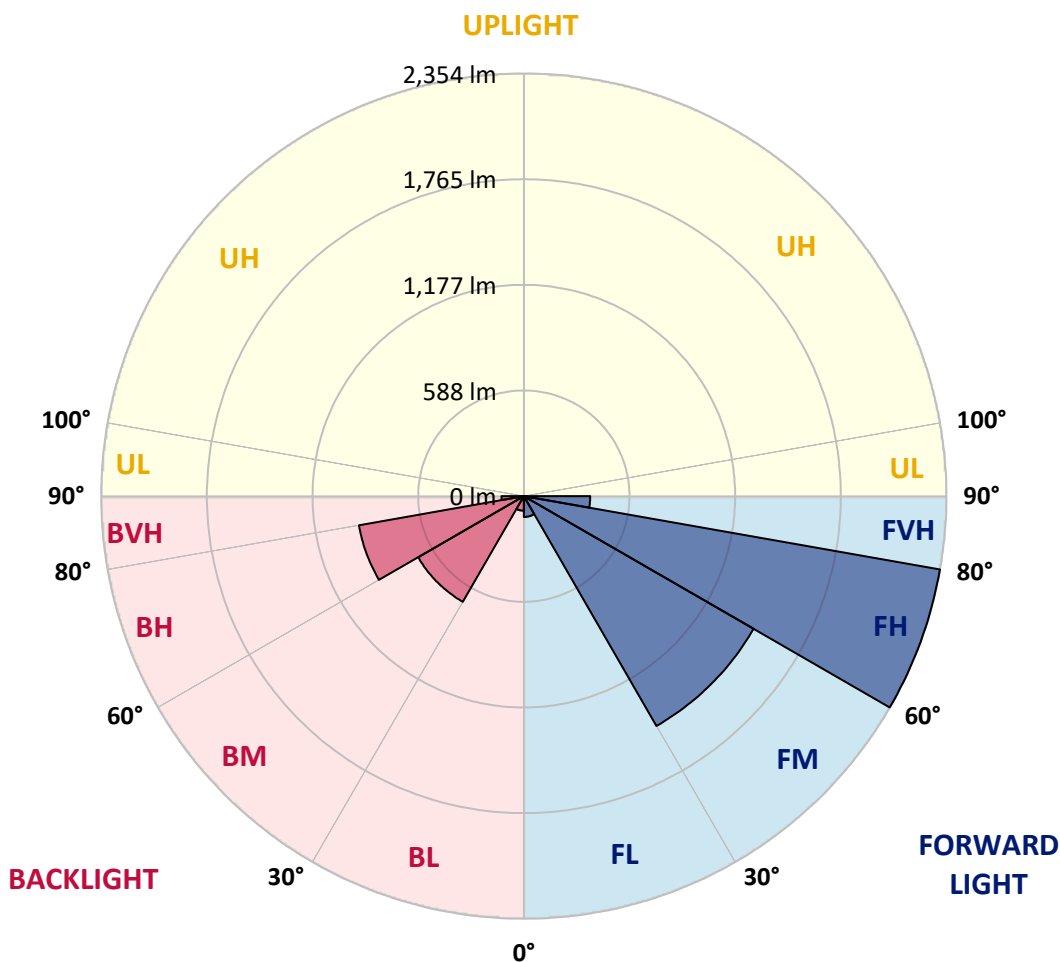
CATALOG NUMBER: MEM2-HSN-VA-60-750-U-WT4

LUMINAIRE CLASSIFICATION SYSTEM LUMEN TABLE AND BUG RATING:

Zone	Lumens	% Fixture	Zone Rating/Lumen Limit		
			B	U	G
FL (0°-30°)	116.1	1.9			
FM (30°-60°)	1477.8	24.1			
FH (60°-80°)	2353.7	38.4			G2/5000
FVH (80°-90°)	369.8	6.0			G3/500
BL (0°-30°)	81.6	1.3	B0/110		
BM (30°-60°)	679.7	11.1	B1/1000		
BH (60°-80°)	932.4	15.2	B2/1000		G2/1000
BVH (80°-90°)	124.7	2.0			G2/225
UL (90°-100°)	0.0	0.0		U0/0	
UH (100°-180°)	0.0	0.0		U0/0	

BUG Rating: B2-U0-G3

Type IV Short





REPORT NUMBER: P879917

CATALOG NUMBER: MEM2-HSN-VA-60-750-U-WT4

CANDELA DISTRIBUTION (FULL):

	0°	5°	15°	25°	35°	45°	47°	55°	65°	75°	85°
0°	141.7	141.7	141.7	141.7	141.7	141.7	141.7	141.7	141.7	141.7	141.7
2.5°	146.1	145.4	146.1	146.1	146.1	145.4	145.4	145.4	144.8	144.2	143.6
5°	154.8	154.8	154.8	154.2	154.2	153.0	153.0	152.3	151.1	149.8	148.6
7.5°	166.8	166.1	166.1	165.5	164.9	163.6	163.0	162.4	159.9	158.0	155.5
10°	181.2	181.2	180.5	179.3	179.3	176.2	176.8	175.5	172.4	168.6	164.2
12.5°	198.7	198.7	197.5	197.5	196.2	193.7	193.1	191.2	188.1	181.8	176.8
15°	218.2	218.2	219.4	218.2	216.9	213.8	213.8	211.3	204.4	199.4	191.8
17.5°	242.6	239.5	241.4	240.7	240.7	238.8	237.0	233.8	228.2	219.4	210.0
20°	267.7	268.3	266.4	268.3	268.9	266.4	266.4	262.7	254.5	243.9	228.8
22.5°	299.0	299.0	295.3	300.3	303.4	301.5	300.9	293.4	283.4	268.9	253.9
25°	331.6	330.4	336.6	337.9	344.8	344.2	343.5	336.6	321.6	304.0	280.9
27.5°	368.6	370.5	382.4	385.5	392.4	391.8	391.2	383.7	367.4	343.5	313.5
30°	414.4	416.9	428.2	438.8	450.7	452.0	450.7	444.5	420.7	389.3	355.5
32.5°	467.7	474.6	485.8	504.0	519.1	526.0	527.2	515.9	489.0	447.6	403.1
35°	540.4	534.7	550.4	580.5	605.6	619.4	618.8	603.7	574.2	521.6	458.3
37.5°	611.9	610.0	634.4	673.9	707.8	719.1	722.2	712.2	674.5	605.0	530.4
40°	686.5	702.1	730.3	776.1	826.3	850.1	852.0	837.5	786.1	707.8	609.3
42.5°	783.6	799.3	835.0	891.5	964.2	1003.7	1006.2	989.9	927.8	826.3	704.6
45°	906.5	915.3	952.9	1038.8	1132.2	1195.5	1213.7	1193.6	1117.1	976.1	823.1
47.5°	1038.8	1038.8	1100.2	1213.7	1354.7	1438.1	1451.9	1433.7	1319.6	1149.7	955.4
50°	1186.1	1186.7	1284.5	1446.9	1624.9	1729.0	1739.7	1695.8	1557.8	1326.5	1090.2
52.5°	1339.1	1355.4	1498.3	1744.0	1982.9	2142.1	2152.8	2102.0	1918.3	1579.8	1233.7
55°	1549.7	1575.4	1782.9	2084.4	2332.7	2458.1	2458.7	2397.9	2177.2	1825.5	1405.5
57.5°	1841.8	1851.9	2045.6	2353.4	2587.8	2673.7	2667.5	2578.4	2323.9	1962.8	1546.6
60°	2083.2	2106.4	2264.4	2550.2	2779.1	2838.0	2831.1	2713.2	2424.2	2043.1	1614.3
62.5°	2241.8	2253.1	2416.7	2691.3	2896.9	2946.4	2938.9	2829.2	2547.1	2182.9	1727.1
65°	2280.0	2298.8	2506.4	2785.3	2984.7	3096.3	3091.2	3032.3	2742.7	2286.3	1780.4
67.5°	2233.6	2265.0	2519.5	2849.9	3090.0	3182.8	3180.3	3061.8	2700.7	2219.9	1713.3
70°	2139.0	2165.9	2481.9	2843.0	3059.3	3084.4	3064.9	2929.5	2577.2	2109.5	1613.0
72.5°	1989.8	2035.5	2344.0	2685.6	2866.2	2882.5	2875.6	2710.1	2391.6	1919.6	1461.3
75°	1794.2	1850.0	2129.6	2406.0	2577.8	2606.0	2592.9	2448.0	2125.8	1682.0	1273.2
77.5°	1546.6	1577.9	1791.1	2053.7	2251.2	2256.2	2248.7	2087.0	1790.4	1408.6	1071.4
80°	1218.7	1237.5	1422.4	1641.2	1804.8	1824.9	1818.0	1708.9	1421.8	1114.6	835.7
82.5°	902.7	890.2	1014.3	1193.6	1356.0	1357.2	1368.5	1247.5	1064.5	808.7	598.1
85°	519.7	524.7	632.5	754.8	853.2	910.3	909.6	851.3	684.6	514.7	364.9
87.5°	144.8	156.1	224.4	326.6	371.1	403.7	391.8	353.6	285.9	161.7	92.8
90°	0.0	0.0	0.0	0.0	0.0	0.0	0.0	0.0	0.0	0.0	0.0



REPORT NUMBER: P879917

CATALOG NUMBER: MEM2-HSN-VA-60-750-U-WT4

CANDELA DISTRIBUTION (continued):

	90°	95°	105°	115°	125°	135°	145°	155°	165°	175°	180°
0°	141.7	141.7	141.7	141.7	141.7	141.7	141.7	141.7	141.7	141.7	141.7
2.5°	143.6	142.9	142.3	141.7	140.4	140.4	139.8	140.4	140.4	140.4	140.4
5°	147.3	146.7	144.8	143.6	141.7	140.4	139.8	139.8	139.8	139.8	139.8
7.5°	153.6	153.0	149.8	147.3	144.8	143.6	142.3	141.7	141.1	140.4	141.1
10°	163.0	160.5	157.4	153.6	149.8	147.9	146.1	145.4	144.8	144.2	144.2
12.5°	173.7	171.8	166.1	161.1	157.4	154.2	151.7	150.5	149.8	149.2	149.2
15°	188.1	184.3	176.8	170.5	164.9	161.1	158.6	157.4	156.7	156.1	156.1
17.5°	204.4	199.4	189.3	181.2	174.9	169.9	166.8	164.9	163.6	164.2	164.9
20°	223.2	215.0	203.7	193.7	185.6	179.9	176.8	174.3	173.0	173.7	174.3
22.5°	245.1	236.3	220.0	208.1	198.1	191.2	188.1	186.2	184.9	184.3	183.1
25°	270.2	258.9	240.1	223.8	211.9	205.0	201.2	200.0	198.7	197.5	197.5
27.5°	300.3	287.1	261.4	243.9	229.4	222.5	218.2	216.3	216.3	214.4	214.4
30°	335.4	317.8	286.5	263.3	248.9	240.1	235.1	234.5	233.2	235.1	235.1
32.5°	377.4	353.6	315.3	288.4	272.1	263.9	258.9	257.7	255.8	257.0	260.8
35°	430.1	399.3	353.6	321.6	301.5	293.4	287.1	286.5	283.4	286.5	281.5
37.5°	489.0	455.1	394.3	356.7	334.8	325.4	321.0	319.1	318.5	318.5	314.7
40°	561.1	520.3	446.4	400.0	374.9	363.6	359.2	358.6	357.3	361.7	357.3
42.5°	650.1	588.0	500.3	447.6	421.9	410.0	405.0	403.1	406.2	408.1	407.5
45°	749.1	682.1	569.2	508.4	479.0	467.0	460.1	458.3	459.5	459.5	465.8
47.5°	863.2	784.3	648.2	574.9	547.9	533.5	529.1	522.8	519.7	518.4	529.1
50°	982.4	883.9	729.1	647.0	622.5	611.2	612.5	599.9	595.6	590.5	589.3
52.5°	1102.1	990.5	821.2	747.3	719.1	724.7	722.2	709.0	683.3	677.1	662.0
55°	1245.7	1110.9	909.6	821.2	796.8	801.2	811.2	811.2	805.6	791.8	779.9
57.5°	1367.3	1210.5	976.1	865.8	844.4	855.7	875.8	890.8	904.0	914.0	913.4
60°	1435.0	1272.0	1019.3	899.6	874.5	896.5	926.6	952.3	980.5	1009.9	1008.7
62.5°	1528.4	1357.9	1096.4	959.8	916.5	923.4	957.9	1002.4	1028.1	1052.6	1059.5
65°	1552.8	1373.5	1125.3	1002.4	967.3	968.6	991.8	1028.1	1050.1	1056.3	1060.1
67.5°	1487.0	1304.6	1077.6	977.3	958.5	976.1	1013.7	1042.5	1045.7	1030.6	1029.4
70°	1388.0	1219.9	1002.4	918.4	906.5	933.5	983.0	1017.5	1009.9	979.2	977.3
72.5°	1248.2	1092.1	901.5	840.7	828.8	862.6	906.5	942.9	931.6	908.4	906.5
75°	1080.2	934.1	779.2	734.1	733.5	770.5	808.7	830.6	830.0	813.7	808.7
77.5°	897.7	779.2	641.9	601.2	616.2	651.4	679.6	695.9	690.2	684.6	682.7
80°	702.8	597.4	495.3	470.8	494.0	505.9	536.0	534.7	537.9	526.0	534.7
82.5°	500.3	430.7	354.8	344.2	347.3	371.1	387.4	385.5	377.4	368.6	364.9
85°	303.4	265.2	227.6	212.5	223.2	221.3	231.3	223.2	218.2	213.8	217.5
87.5°	84.0	72.7	69.6	50.2	62.1	48.9	51.4	35.7	31.3	37.6	32.6
90°	0.0	0.0	0.0	0.0	0.0	0.0	0.0	0.0	0.0	0.0	0.0

Cooper Lighting Solutions Photometric Lab
1121 Highway 74 South
Peachtree City, GA 30269



LM-79-2019: Approved Method: Electrical and Photometric Measurements of Solid-State Lighting Products

Report Prepared for

Cooper Lighting Solutions

Streetworks

Report Number: SP1-2407-176-6

Test Date: 09/26/2024

Luminaire Tested: MEM2-HTN-VA-30-750-U-WQ

Data in this report applies to families of products including MEM2-HTN-VA-30-750-U-WQ

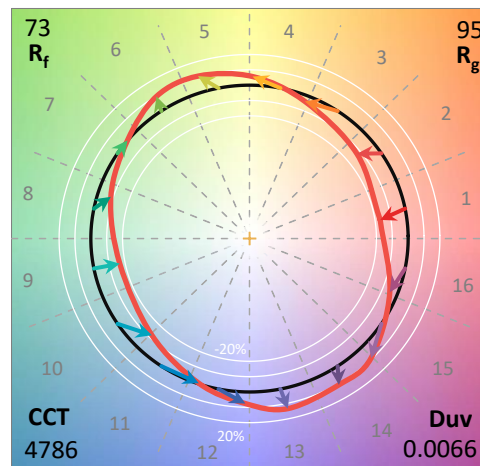
Test Information

Test Method: LM-79-2019
 Report Number: SP1-2407-176-6
 Test Lab: COOPER LIGHTING SOLUTIONS
 Photometer: SP1 - 76IN SPHERE
 Measurement Geometry: 4π
 Issue Date: 09/27/2024
 Manufacturer: COOPER LIGHTING SOLUTIONS
 Product Line: Streetworks
 Catalog Number: **MEM2-HTN-VA-30-750-U-WQ**
 Description: EPIC MODERN VISUAL COMFORT 30W WAVESTREAM WIDE

Spectral Parameters

CCT (K): 4786
 CIE u': 0.2093
 CIE v': 0.4953
 Duv: 0.0066
 CIE x: 0.3533
 CIE y: 0.3716
 CIE z: 0.2751
 Peak Wavelength (nm): 449
 Dominant Wavelength (nm): 570
 Purity: 17.53512
 Rf: 73
 Rg: 94.6

CRI (Ra):	70.9		
R1:	67.8	R9:	-29.8
R2:	75.1	R10:	40.9
R3:	80.6	R11:	67.4
R4:	71.6	R12:	35.3
R5:	67.8	R13:	68.5
R6:	65.4	R14:	89.0
R7:	82.0	R15:	60.9
R8:	57.0		



Test Conditions

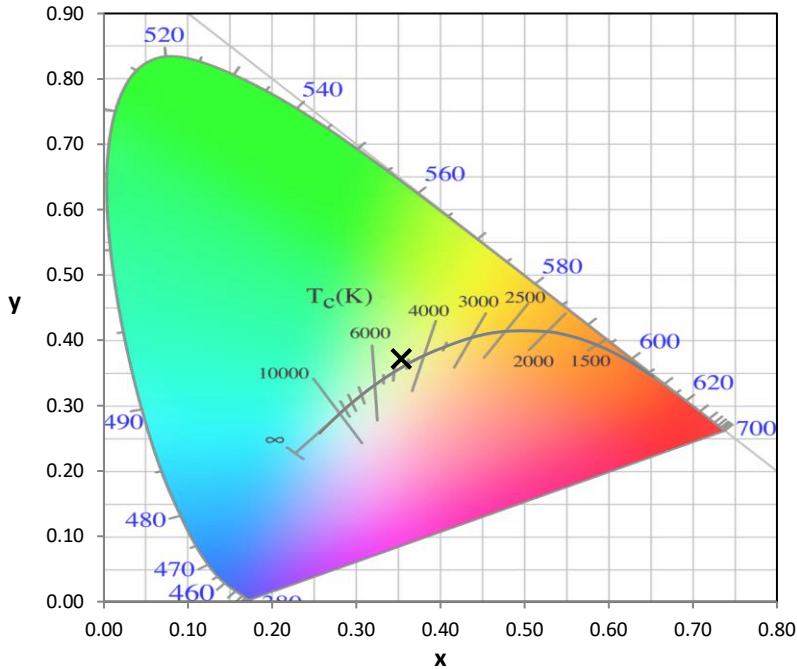
Stabilization Time: 45M
 Operation Time: 1H 45M
 Sphere Temperature (°C): 25.2

REPORT NUMBER: SP1-2407-176-6

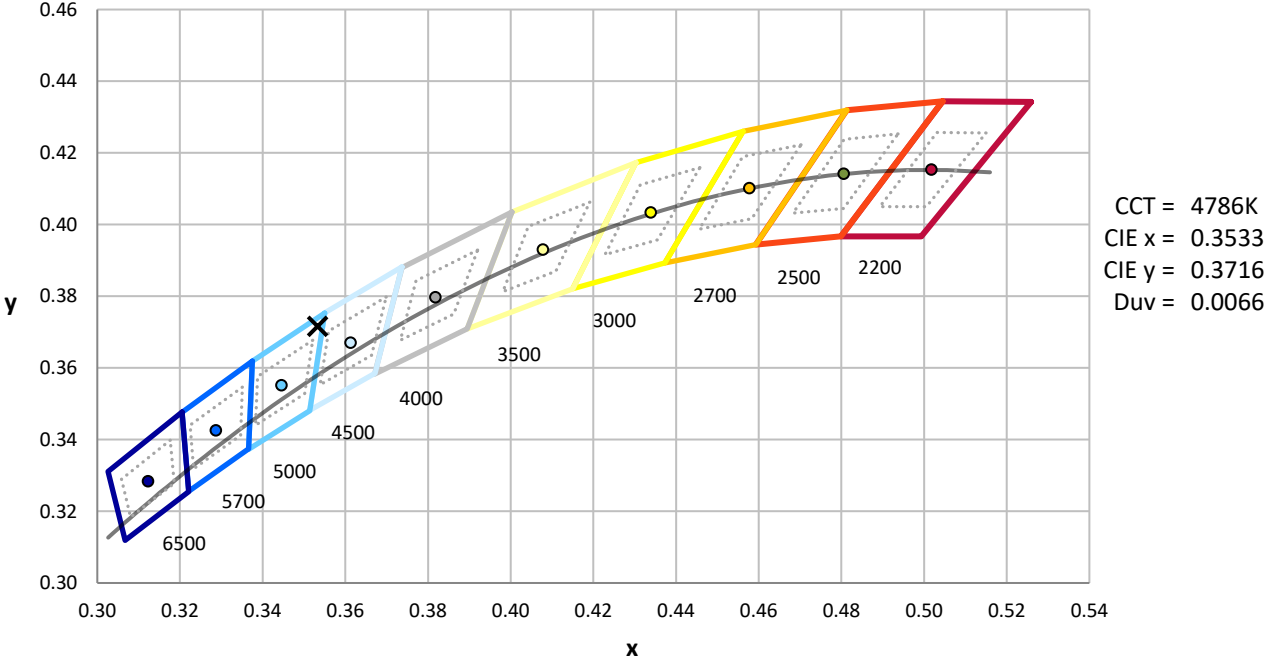
Measurement and Test Equipment			
Instrument	Identification Number	Calibration Date	Calibration Due Date
Photometer	IN0058	6/18/2024	12/18/2024
Power Meter	INXT2011004	2/8/2024	2/8/2025
AC Power Source	IN0063	10/24/2023	10/24/2024
DC Power Source	IN0208	10/24/2023	10/24/2024
Sphere Thermometer	IN0085	10/24/2023	10/24/2024
Room Thermometer	IN0046	10/24/2023	10/24/2024

REPORT NUMBER: SP1-2407-176-6

CIE 1931 Chromaticity Diagram



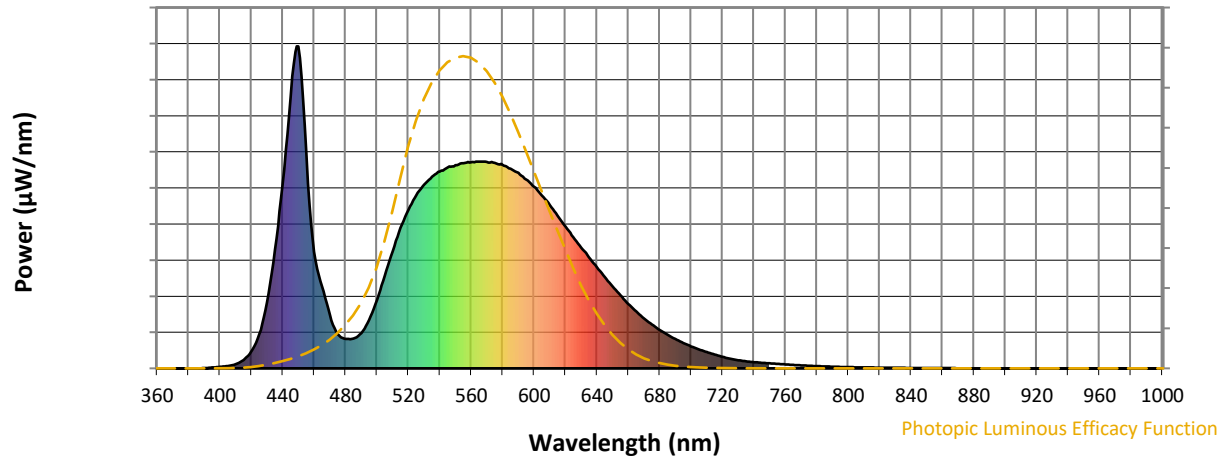
CIE 1931 Chromaticity Diagram with 2017 ANSI 7-Step and 4-Step Quadrangles



Point lies inside the ANSI 5000K 7-step quadrangle

REPORT NUMBER: SP1-2407-176-6

Photopic Flux vs. Wavelength

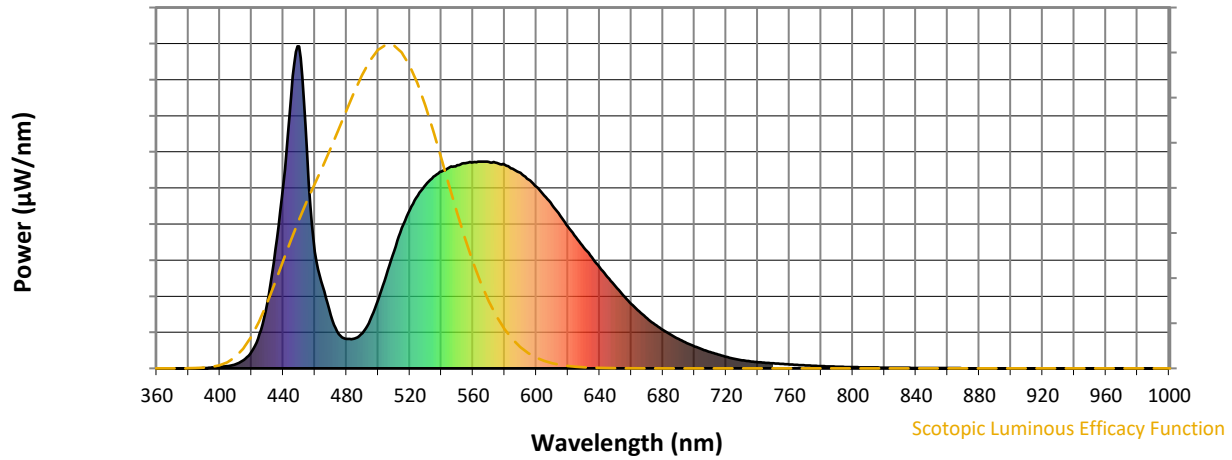


Photopic Lumens: NR

λ (nm)	Power W [^] /nm	Lumens (φ/nm)	λ (nm)	Power W [^] /nm	Lumens (φ/nm)	λ (nm)	Power W [^] /nm	Lumens (φ/nm)	λ (nm)	Power W [^] /nm	Lumens (φ/nm)	λ (nm)	Power W [^] /nm	Lumens (φ/nm)
360	0	NR	490	110	NR	620	440	NR	750	16	NR	880	0	NR
365	0	NR	495	150	NR	625	407	NR	755	14	NR	885	0	NR
370	0	NR	500	213	NR	630	375	NR	760	12	NR	890	0	NR
375	0	NR	505	288	NR	635	345	NR	765	11	NR	895	0	NR
380	0	NR	510	364	NR	640	314	NR	770	9	NR	900	0	NR
385	0	NR	515	436	NR	645	283	NR	775	8	NR	905	0	NR
390	1	NR	520	492	NR	650	254	NR	780	7	NR	910	0	NR
395	3	NR	525	537	NR	655	227	NR	785	6	NR	915	0	NR
400	5	NR	530	570	NR	660	200	NR	790	5	NR	920	0	NR
405	7	NR	535	595	NR	665	177	NR	795	4	NR	925	0	NR
410	13	NR	540	611	NR	670	155	NR	800	4	NR	930	0	NR
415	25	NR	545	624	NR	675	136	NR	805	3	NR	935	0	NR
420	52	NR	550	631	NR	680	119	NR	810	3	NR	940	0	NR
425	106	NR	555	637	NR	685	104	NR	815	3	NR	945	0	NR
430	204	NR	560	640	NR	690	91	NR	820	2	NR	950	0	NR
435	369	NR	565	642	NR	695	79	NR	825	2	NR	955	0	NR
440	573	NR	570	641	NR	700	68	NR	830	2	NR	960	0	NR
445	844	NR	575	638	NR	705	59	NR	835	2	NR	965	0	NR
450	999	NR	580	632	NR	710	50	NR	840	1	NR	970	0	NR
455	668	NR	585	620	NR	715	43	NR	845	1	NR	975	0	NR
460	361	NR	590	607	NR	720	36	NR	850	1	NR	980	0	NR
465	255	NR	595	586	NR	725	30	NR	855	1	NR	985	0	NR
470	165	NR	600	564	NR	730	25	NR	860	1	NR	990	0	NR
475	106	NR	605	537	NR	735	22	NR	865	1	NR	995	0	NR
480	91	NR	610	507	NR	740	19	NR	870	0	NR	1000	0	NR
485	93	NR	615	474	NR	745	17	NR	875	0	NR			

REPORT NUMBER: SP1-2407-176-6

Scotopic Flux vs. Wavelength



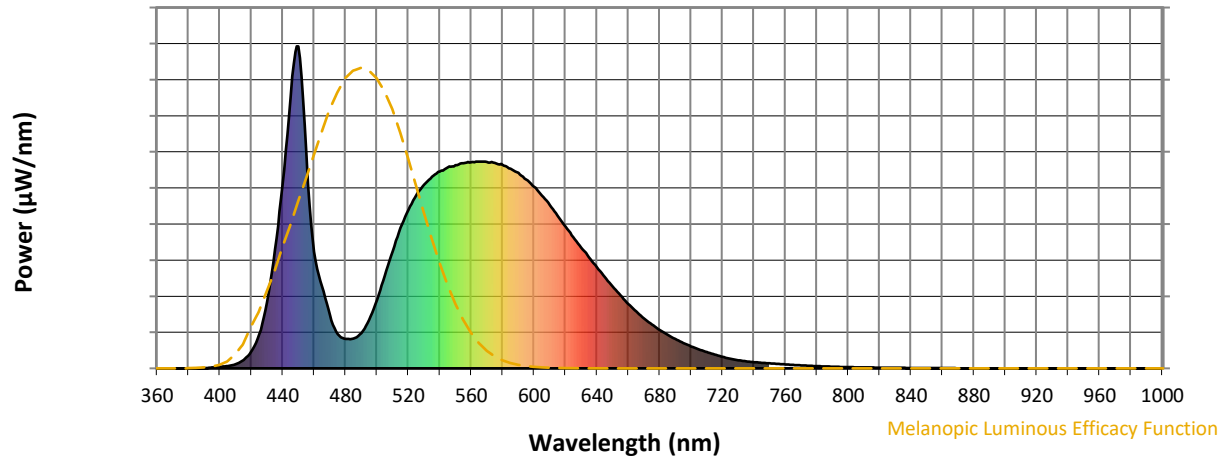
Scotopic Lumens: NR

S/P: 1.69

λ (nm)	Power W [^] /nm	Lumens (φ/nm)	λ (nm)	Power W [^] /nm	Lumens (φ/nm)	λ (nm)	Power W [^] /nm	Lumens (φ/nm)	λ (nm)	Power W [^] /nm	Lumens (φ/nm)	λ (nm)	Power W [^] /nm	Lumens (φ/nm)
360	0	NR	490	110	NR	620	440	NR	750	16	NR	880	0	NR
365	0	NR	495	150	NR	625	407	NR	755	14	NR	885	0	NR
370	0	NR	500	213	NR	630	375	NR	760	12	NR	890	0	NR
375	0	NR	505	288	NR	635	345	NR	765	11	NR	895	0	NR
380	0	NR	510	364	NR	640	314	NR	770	9	NR	900	0	NR
385	0	NR	515	436	NR	645	283	NR	775	8	NR	905	0	NR
390	1	NR	520	492	NR	650	254	NR	780	7	NR	910	0	NR
395	3	NR	525	537	NR	655	227	NR	785	6	NR	915	0	NR
400	5	NR	530	570	NR	660	200	NR	790	5	NR	920	0	NR
405	7	NR	535	595	NR	665	177	NR	795	4	NR	925	0	NR
410	13	NR	540	611	NR	670	155	NR	800	4	NR	930	0	NR
415	25	NR	545	624	NR	675	136	NR	805	3	NR	935	0	NR
420	52	NR	550	631	NR	680	119	NR	810	3	NR	940	0	NR
425	106	NR	555	637	NR	685	104	NR	815	3	NR	945	0	NR
430	204	NR	560	640	NR	690	91	NR	820	2	NR	950	0	NR
435	369	NR	565	642	NR	695	79	NR	825	2	NR	955	0	NR
440	573	NR	570	641	NR	700	68	NR	830	2	NR	960	0	NR
445	844	NR	575	638	NR	705	59	NR	835	2	NR	965	0	NR
450	999	NR	580	632	NR	710	50	NR	840	1	NR	970	0	NR
455	668	NR	585	620	NR	715	43	NR	845	1	NR	975	0	NR
460	361	NR	590	607	NR	720	36	NR	850	1	NR	980	0	NR
465	255	NR	595	586	NR	725	30	NR	855	1	NR	985	0	NR
470	165	NR	600	564	NR	730	25	NR	860	1	NR	990	0	NR
475	106	NR	605	537	NR	735	22	NR	865	1	NR	995	0	NR
480	91	NR	610	507	NR	740	19	NR	870	0	NR	1000	0	NR
485	93	NR	615	474	NR	745	17	NR	875	0	NR			

REPORT NUMBER: SP1-2407-176-6

Melanopic Flux vs. Wavelength



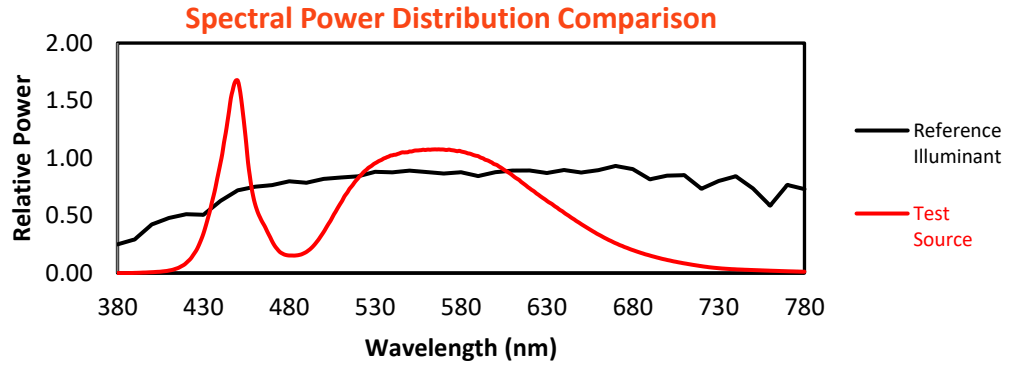
Melanopic Lumens: NR

M/P: 3.36

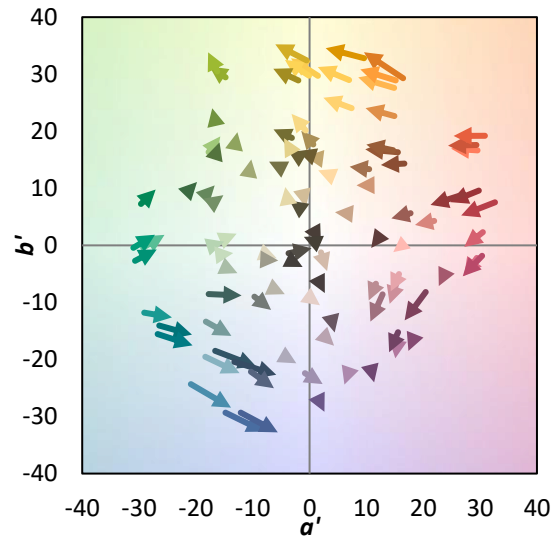
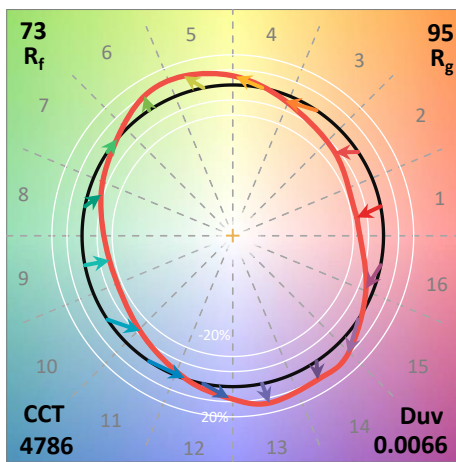
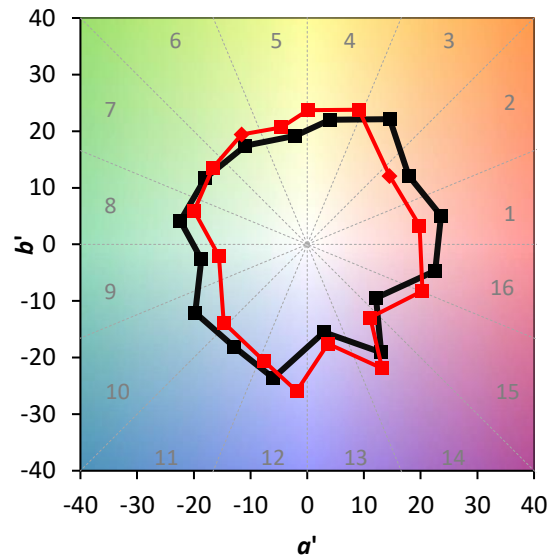
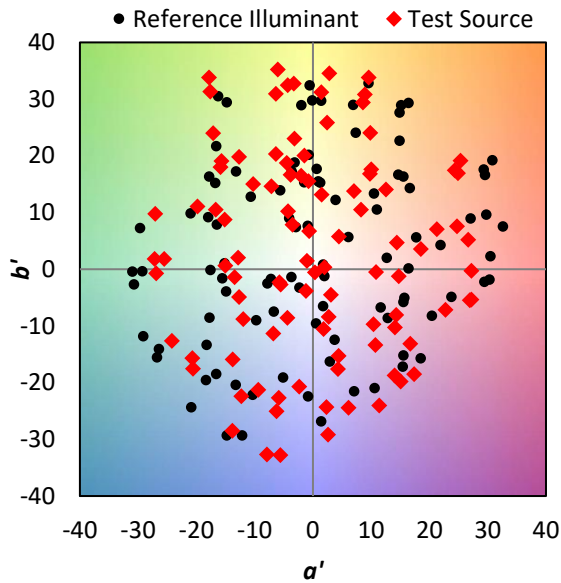
λ (nm)	Power W [^] /nm	Lumens (φ/nm)	λ (nm)	Power W [^] /nm	Lumens (φ/nm)	λ (nm)	Power W [^] /nm	Lumens (φ/nm)	λ (nm)	Power W [^] /nm	Lumens (φ/nm)	λ (nm)	Power W [^] /nm	Lumens (φ/nm)
360	0	NR	490	110	NR	620	440	NR	750	16	NR	880	0	NR
365	0	NR	495	150	NR	625	407	NR	755	14	NR	885	0	NR
370	0	NR	500	213	NR	630	375	NR	760	12	NR	890	0	NR
375	0	NR	505	288	NR	635	345	NR	765	11	NR	895	0	NR
380	0	NR	510	364	NR	640	314	NR	770	9	NR	900	0	NR
385	0	NR	515	436	NR	645	283	NR	775	8	NR	905	0	NR
390	1	NR	520	492	NR	650	254	NR	780	7	NR	910	0	NR
395	3	NR	525	537	NR	655	227	NR	785	6	NR	915	0	NR
400	5	NR	530	570	NR	660	200	NR	790	5	NR	920	0	NR
405	7	NR	535	595	NR	665	177	NR	795	4	NR	925	0	NR
410	13	NR	540	611	NR	670	155	NR	800	4	NR	930	0	NR
415	25	NR	545	624	NR	675	136	NR	805	3	NR	935	0	NR
420	52	NR	550	631	NR	680	119	NR	810	3	NR	940	0	NR
425	106	NR	555	637	NR	685	104	NR	815	3	NR	945	0	NR
430	204	NR	560	640	NR	690	91	NR	820	2	NR	950	0	NR
435	369	NR	565	642	NR	695	79	NR	825	2	NR	955	0	NR
440	573	NR	570	641	NR	700	68	NR	830	2	NR	960	0	NR
445	844	NR	575	638	NR	705	59	NR	835	2	NR	965	0	NR
450	999	NR	580	632	NR	710	50	NR	840	1	NR	970	0	NR
455	668	NR	585	620	NR	715	43	NR	845	1	NR	975	0	NR
460	361	NR	590	607	NR	720	36	NR	850	1	NR	980	0	NR
465	255	NR	595	586	NR	725	30	NR	855	1	NR	985	0	NR
470	165	NR	600	564	NR	730	25	NR	860	1	NR	990	0	NR
475	106	NR	605	537	NR	735	22	NR	865	1	NR	995	0	NR
480	91	NR	610	507	NR	740	19	NR	870	0	NR	1000	0	NR
485	93	NR	615	474	NR	745	17	NR	875	0	NR			

Summary

$R_f = 73$
 $R_g = 94.6$
 $CIE R_a = 70.9$
 $R_g = -29.8$

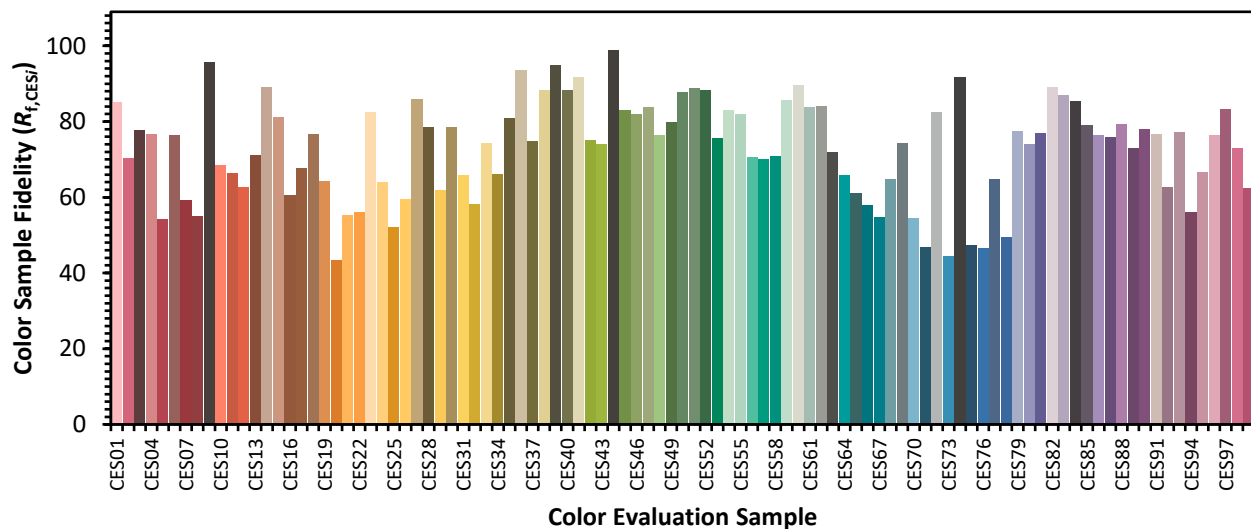


Color Vector Graphics

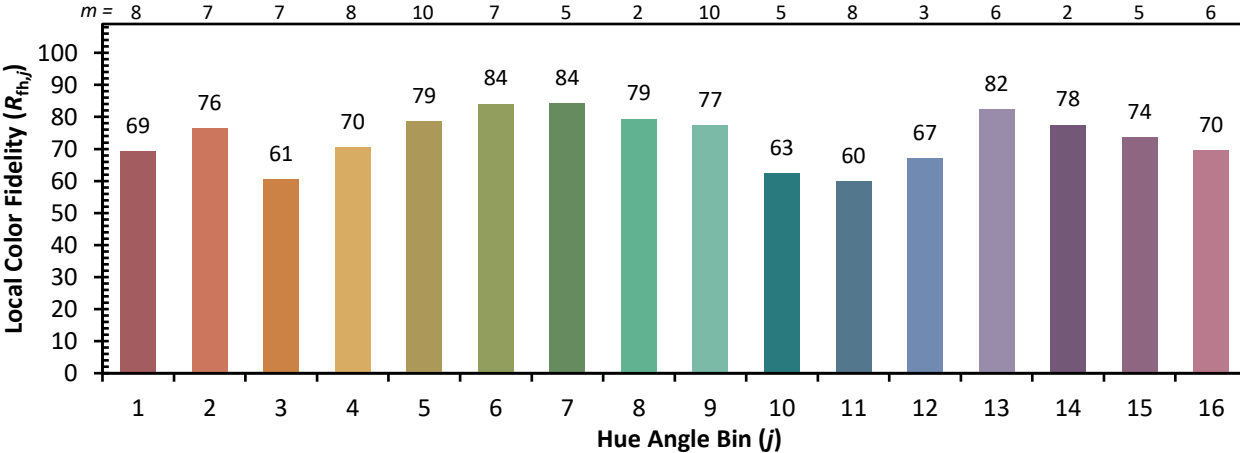
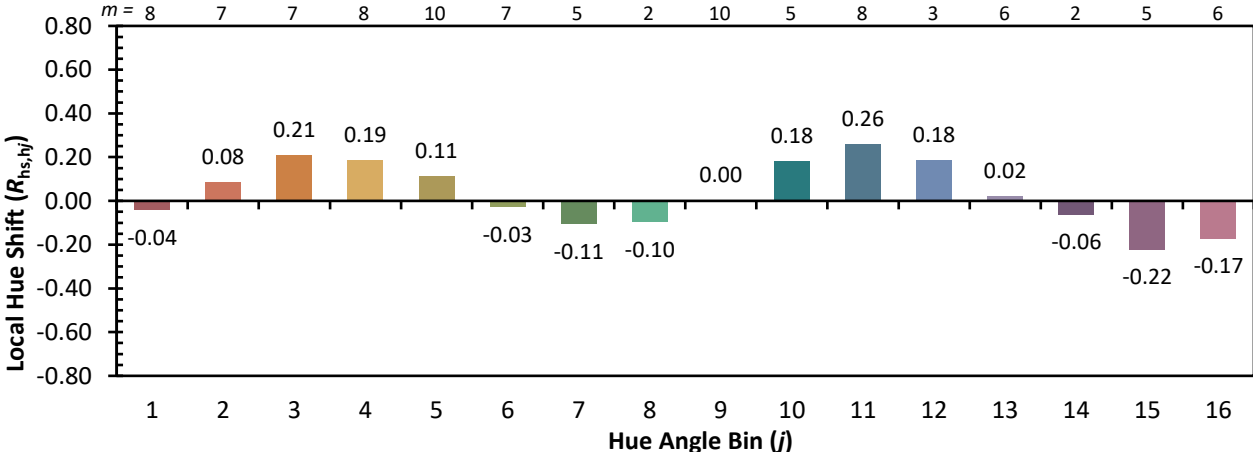
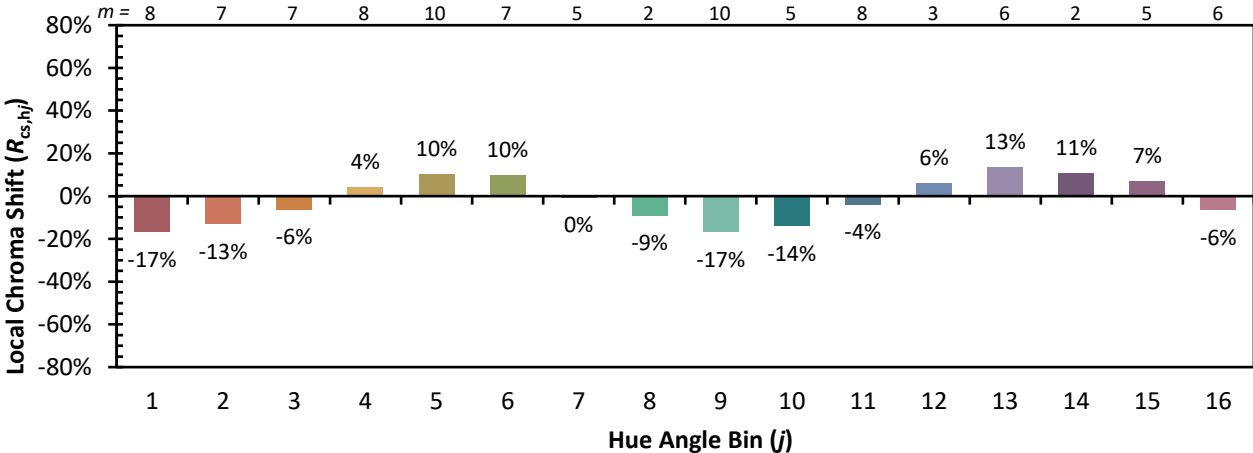


Individual Sample Fidelity Index ($R_{f,i}$)

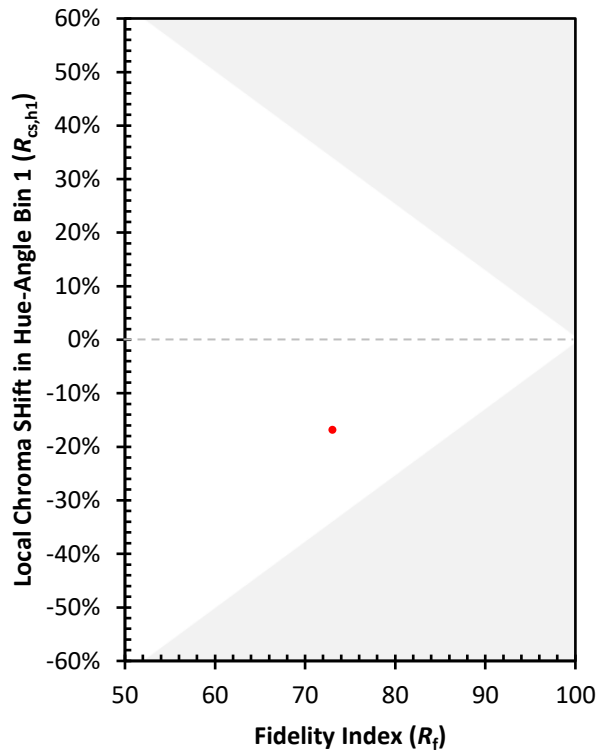
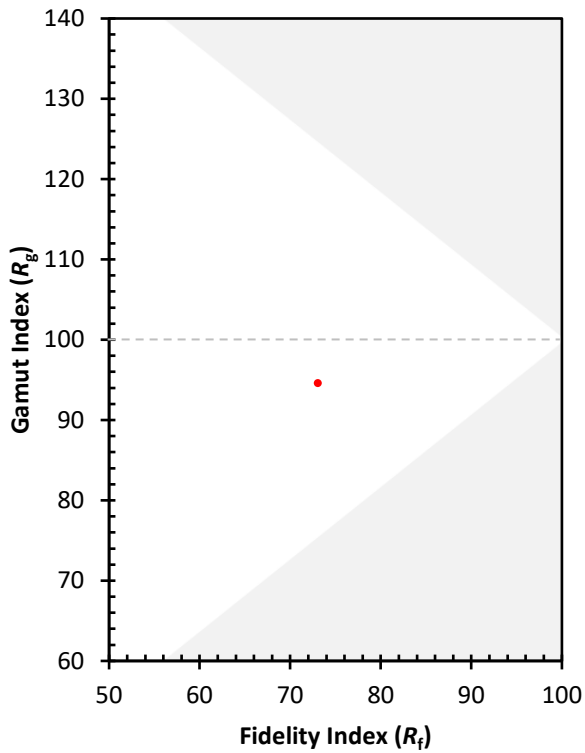
CES01 = 85	CES26 = 60	CES51 = 89	CES76 = 46
CES02 = 59	CES27 = 86	CES52 = 88	CES77 = 65
CES03 = 30	CES28 = 78	CES53 = 76	CES78 = 49
CES04 = 69	CES29 = 62	CES54 = 83	CES79 = 78
CES05 = 46	CES30 = 79	CES55 = 82	CES80 = 74
CES06 = 50	CES31 = 66	CES56 = 71	CES81 = 77
CES07 = 39	CES32 = 58	CES57 = 70	CES82 = 89
CES08 = 38	CES33 = 74	CES58 = 71	CES83 = 87
CES09 = 29	CES34 = 66	CES59 = 86	CES84 = 86
CES10 = 72	CES35 = 81	CES60 = 90	CES85 = 79
CES11 = 56	CES36 = 94	CES61 = 84	CES86 = 76
CES12 = 61	CES37 = 75	CES62 = 84	CES87 = 76
CES13 = 41	CES38 = 88	CES63 = 72	CES88 = 79
CES14 = 74	CES39 = 95	CES64 = 66	CES89 = 73
CES15 = 70	CES40 = 88	CES65 = 61	CES90 = 78
CES16 = 46	CES41 = 92	CES66 = 58	CES91 = 77
CES17 = 49	CES42 = 75	CES67 = 55	CES92 = 63
CES18 = 55	CES43 = 74	CES68 = 65	CES93 = 77
CES19 = 71	CES44 = 99	CES69 = 74	CES94 = 56
CES20 = 64	CES45 = 83	CES70 = 55	CES95 = 67
CES21 = 85	CES46 = 82	CES71 = 47	CES96 = 76
CES22 = 77	CES47 = 84	CES72 = 82	CES97 = 83
CES23 = 91	CES48 = 76	CES73 = 44	CES98 = 73
CES24 = 90	CES49 = 80	CES74 = 92	CES99 = 62
CES25 = 71	CES50 = 88	CES75 = 47	



Color Rendition by Hue-Angle Bin



Measure Comparisons



(END OF REPORT)